



Irthlingborough Nursery and Infant School

Welcome back



Issue 15 March 2018 – Free gift with this newsletter!

Fully funded trip to Rock UK for all Key Stage One children

A great start to the term with a trip to Rock UK by the whole Year Two group. The children had a great time with lots of different physical experiences and what teachers noted was a brilliant sense of cooperation, friendship and community. I saw lots of happy but tired faces on their return and that was just the staff!! Year One are looking forward to their trip next week and I'll have my wellies to join them! I'm very excited. These trips have been funded by **Sports Premium**, which is government funding to enable all children to access and develop healthy lifestyles. We hope this trip maybe gave your child some new experiences or an opportunity to practise developing skills.



Dates for Class assemblies

10th May- Miss Bisgrove's Class assembly (Koala Class)

17th May- Mrs Hurley's Class assembly (Monkey Class)

13th June -Mrs Chapman and Mrs Matthew's Class assembly (Tiger Class)

14th June – Mrs Bailey's Class assembly (Dolphin Class)

21st June- Miss Garrett's Class assembly (Sloth Class)

All class assemblies start at 9.05am and all family members are welcome. Please enter via the hall door. Quiet younger siblings welcome too!

19th July 9.15am Year two leavers' assembly – Only parents/carers welcome to attend this last assembly as space is very limited.



Other dates

20th April -Homework date

23rd April- Year One also go to Rock UK and again this experience is fully funded by Sports Premium funding.

27th April – Spring afternoon tea- now full!

11th May- Homework to be completed

21st May – Choir go to Northampton Eisteddfod

18th June 6pm- Choir at Huxlow music event

19th June – Sports morning for year two and sports afternoon for year one.

20th June Sports morning for reception.

25th June- Arts week begins

29th June- Summer Fair

3rd July Year 1 trip to Hunstanton- more details to follow.

Year Two are planning a trip to the Sealife Centre in Birmingham

Reception are planning to visit West Lodge Farm.

Communication with parents and carers

We are very pleased with the positive parent comments on communication regarding all aspects at school, on our recent school survey. We want to continue to improve communication and to this end we would like parents to ensure we have up to date **email addresses** as this is the quickest and most cost-effective way of communicating with parents. Please can you email any email address changes, to Mrs Welch Helen.Welch@iflt.org.uk so she can ensure all parents get all of the information we send out.

Any safeguarding concerns please contact Mrs Harvey or Mrs Colquhoun 01933 654900, who will support you with your concerns, or contact the NSPCC on 0808 800 5000. [Report abuse to NSPCC](#)

Irthlingborough Nursery and Infant School

Welcome back

Irthlingborough Bug Busting Day Saturday 21st April!

This newsletter comes with a free nit comb- check your child's bookbag!

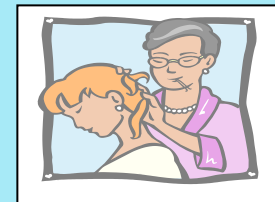

Let's try and bust the bugs!

Are Head Lice and Nits the same thing?

Lice are the tiny grey or brown insects that are found in the hair. The lice are about the size of a small seed (i.e. **Sesame seed**) and cling to the hair staying close to the scalp which they live off. These lice lay eggs which take from 7 to 10 days to hatch and each new hatchling takes around 10 days to fully grow to an adult.

Nits are the empty shells left after lice have hatched. It looks very much like dandruff but as it clings to the hair it makes it hard to brush out.


1. Have a look under a good light, such as a lamp or the natural sunlight by sitting at a window or going outdoors.
2. Wash hair and use a conditioner (this makes it easier to comb and lice cannot grip on), then use a comb or hairbrush to remove tangles and divide the hair in sections and fasten off the hair that is not being worked on.
3. Use a 'nit' comb to detect the presence of lice and nits. Using the comb, go through each section from scalp to the end of the hair. Clean the comb on each stroke by dipping the comb in a cup of water, or use a paper towel to remove debris from the comb between strokes. The comb should be boiled and left to cool, before use on different people.
4. Look through each section of hair for attached nits (lice eggs) and live lice. Nits are always oval-shaped. While usually greyish-white they can vary in colour. Nits are generally laid close to the scalp but can be found anywhere on the hair shaft.
5. Remember, all lice-killing products are pesticides. If you choose to purchase an over-the-counter treatment, follow the directions carefully. Consult your pharmacist or doctor when the child has allergies, asthma, epilepsy, pre-existing medical conditions, or has lice or nits in the eyebrows or eyelashes. Never use a over-the-counter treatment on or near the eyes.
6. Wash bedding and recently worn clothing in hot water and dry in a hot dryer. Vacuuming is the safest and best way to remove lice or fallen hairs with attached nits from upholstered furniture, rugs, stuffed animals and car seats.



Irthlingborough Nursery and Infant School

Welcome back

7. Even under the best of conditions, a few lice or nits may be missed. Use the comb to check the hair every day; it can take 14 days for one infestation to clear, and then check regularly afterwards. Seeing a nit or two the next day does not necessarily mean re-infestation. However, be sure to remove them immediately.



REMEMBER :

A regular check of your child's hair will go a long way toward controlling the problem. If additional nits (at least 3-5 per day) are discovered, this may signal that live lice may be on the head. When you brush your child's hair in the morning just have a quick check.

- *screen safely and regularly*
- *detect lice and nits as early as possible*
- *remove lice and nits immediately and effectively*
- *avoid panic & unnecessary use of chemicals*
- *keep children in school lice and nit free*



- *If you have any concerns regarding head lice please contact your pharmacist/chemist.*

Working together, with you, to keep your child healthy.

Let's bust the bugs this weekend!

Reading Dogs

Our reading dogs are coming home for the first time today, **Friday 20th April**. Children in Reception and Key stage 1, will be chosen to take a dog home with them for the weekend. They will be chosen for a variety of reading reasons, such as being a confident reader, reading lots at home, reading with expression. All the children need to do is to look after their chosen dog really well and read to him/her! There is no need to write anything but they do need to share books with the dog. The dog will then be **returned to school on Monday** to meet up with all their dog friends! We will look forward to seeing photos on our Twitter pages, @INISYearTwo, @INISYearOne, @INISreception, @INISnursery.

